

# TOPS® Target Portfolio 2035 II

Portfolio Date: 3/31/2018  
www.topsportfolios.com

Maintained by: TD Ameritrade Trust Company

## Fund Profile

CUSIP	87240V876
Morningstar Category	US SA Target-Date 2035
Subadvisor	Valmark Advisers, Inc.
Base Currency	US Dollar

## Fee/ Expense

Net Expense Ratio	0.16
Fee per \$1,000	\$1.60

\*Fee per \$1000 is assuming no return and based on total net expense for one year

## Operations Information

Net Assets - Share Class	3,860,000.00
Inception Date	3/31/2008
Turnover Ratio %	52.02

\*No commissions or redemption fees charged for purchases and sales of interests in the fund

## Investment Philosophy

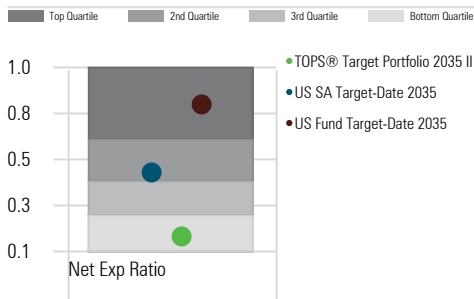
Each of the TOPS Portfolios seeks a competitive return for its investment style. The TOPS Portfolios are collective investment funds that will invest primarily in Exchange Traded Funds representing multiple asset classes, including large cap value equities, large cap growth equities, mid cap value equities, mid cap growth equities, small cap value equities, small cap growth equities, large cap international equities, emerging markets equities, real estate, natural resources, intermediate corporate bonds, short term bonds, government bonds, high yield bonds and cash. Mutual fund investments may be made within the Portfolios where appropriate.

## Portfolio Construction

The TOPS Target Portfolio 2035 seeks to provide growth of capital by investing primarily in ETFs and other index-based vehicles that invest in common and preferred stocks, corporate and government bonds, real estate, and natural resources securities. The TOPS Target Portfolio 2035 places a greater emphasis on equity, real estate, and natural resource investments than fixed income investments. The TOPS Target Portfolio 2035 may be appropriate for investors with long-term investment horizons who are willing to accept a relatively high level of volatility in exchange for potentially higher investment returns. As the stated target date approaches, the TOPS Target Portfolio 2035 will place a greater emphasis on fixed income investments than equity investments.

## Expense Relative to Peer Group

Peer Group (5-95%): Separate Accounts/CITs - U.S. - Target-Date 2035



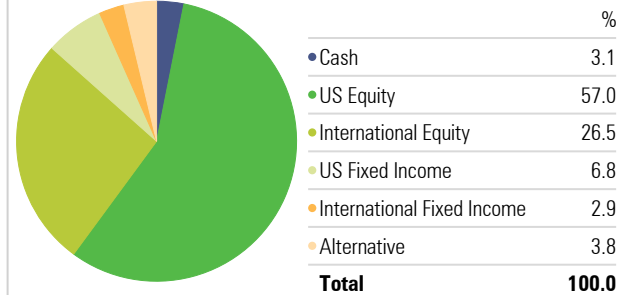
## Top Holdings

Portfolio Date: 3/31/2018

Asset Name	Port %
NT S&P 500 Index Fund - DC - NL - Tier 3	29.28
Vanguard FTSE All-World ex-US ETF	21.29
NT S&P MidCap 400 Idx Fd - DC - NL - T3	12.66
iShares Core S&P Small-Cap ETF	10.51
Vanguard FTSE Emerging Markets ETF	6.75
BNY Mellon REIT Index Fund Instl	4.94
NT Agg Bond Index Fund - L - Tier H	4.82
Federated Treasury Obligations Instl	2.36
Northern Tr Global Invts Collective Fds	2.36
Vanguard High-Yield Corporate Adm	2.31

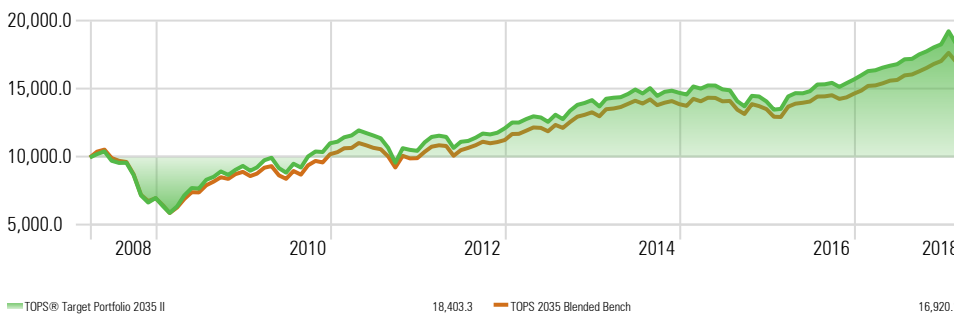
## Asset Allocation

Portfolio Date: 3/31/2018



## Investment Growth of \$10,000

Time Period: 4/1/2008 to 3/31/2018



\*Blended Index Developed and Maintained by TD Ameritrade

## Trailing Returns - Investment and Index

	YTD	1 Year	3 Years
TOPS® Target Portfolio 2035 II	-0.82	10.68	6.44
TOPS 2035 Blended Bench	-0.99	10.60	6.19

## Risk & Return Since Inception

Calculation Benchmark: US Fund Target-Date 2035

	Inv	Cat Avg
Return	6.15	5.99
Std Dev Population	14.78	14.20
Downside Deviation	1.47	0.00
Alpha	0.16	0.00
Beta	1.03	1.00
R2	98.05	100.00
Sharpe Ratio (arith)	0.40	0.40
Tracking Error	2.12	0.00

## Principal Risk

Performance information reflects past performance and does not guarantee future results. All returns are net of any fees that accrued within the fund, for more information on the fees please visit the fund's web page noted above. Investment return and principal value will fluctuate such that shares, when redeemed, may be worth more or less than their original cost. All returns that exceed 12 months are annualized.

Investment Products: Not FDIC Insured - No Bank Guarantee - May Lose Value

Trustee: TDA7720

Subadvisor



Valmark Advisers, Inc.  
Michael McClary  
130 Springsdale Drive, Suite 300  
Akron, OH 44333  
T: 800.765.5201

