

TOPS® Aggressive Growth Portfolio II

Portfolio Date: 3/31/2018
www.topsportfolios.com

Maintained by: TD Ameritrade Trust Company

Fund Profile

CUSIP	87240V603
Morningstar Category	US SA Allocation--85%+ Equity
Subadvisor	Valmark Advisers, Inc.
Base Currency	US Dollar

Fee/ Expense

Net Expense Ratio	0.12
Fee per \$1,000	\$1.20

*Fee per \$1000 is assuming no return and based on total net expense for one year

Operations Information

Net Assets - Share Class	7,230,000.00
Inception Date	9/30/2005
Turnover Ratio %	42.56

*No commissions or redemption fees charged for purchases and sales of interests in the fund

Investment Philosophy

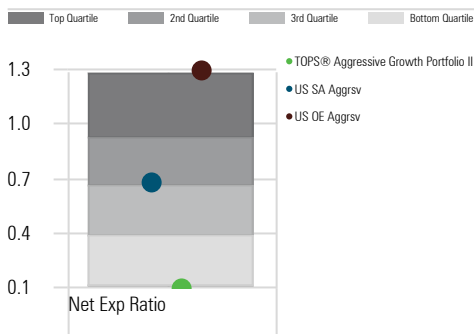
Each of the TOPS Portfolios seeks a competitive return for its investment style. The TOPS Portfolios are collective investment funds that will invest primarily in Exchange Traded Funds representing multiple asset classes, including large cap value equities, large cap growth equities, mid cap value equities, mid cap growth equities, small cap value equities, small cap growth equities, large cap international equities, emerging markets equities, real estate, natural resources, intermediate corporate bonds, short term bonds, government bonds, high yield bonds and cash. Mutual fund investments may be made within the Portfolios where appropriate.

Portfolio Construction

The TOPS Aggressive Growth Portfolio seeks to provide capital appreciation by investing primarily in ETFs and other index-based vehicles that invest in common and preferred stocks, real estate, and natural resources securities. The TOPS Aggressive Growth Portfolio does not invest in corporate and government bonds. The TOPS Aggressive Growth Portfolio is appropriate for investors with long term investment horizons who are willing to accept a high degree of volatility in exchange for potentially higher returns than those historically provided by more diversified asset allocations.

Expense Relative to Peer Group

Peer Group (5-95%): Separate Accounts/CITs - U.S. - Allocation--70% to 85% Equity



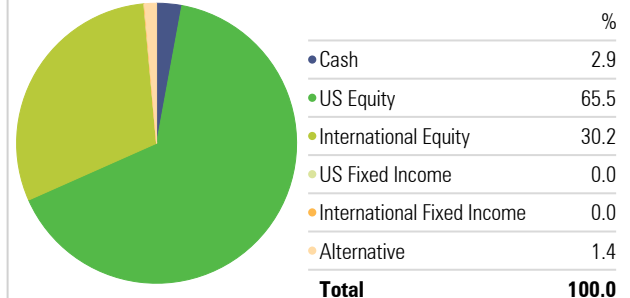
Top Holdings

Portfolio Date: 3/31/2018

Asset Name	Port %
NT S&P 500 Index Fund - DC - NL - Tier 3	33.68
Vanguard FTSE All-Wld ex-US ETF	22.82
NT S&P MidCap 400 Idx Fd - DC - NL - T3	15.04
iShares Core S&P Small-Cap ETF	13.21
Vanguard FTSE Emerging Markets ETF	9.07
BNY Mellon REIT Index Fund Instl	4.05
Federated Treasury Obligations Instl	2.14

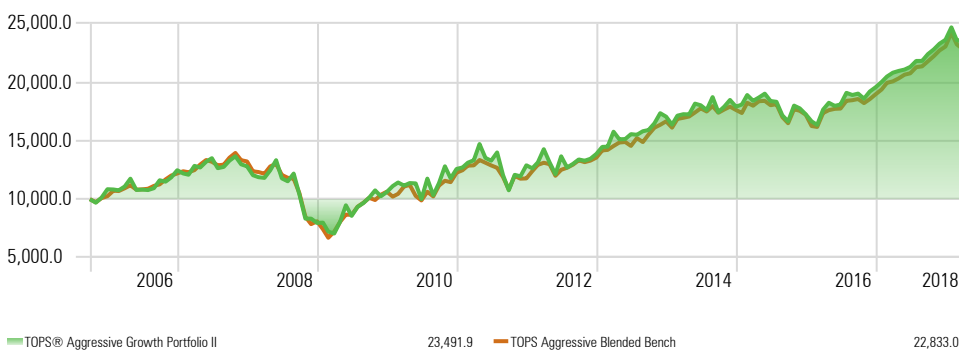
Asset Allocation

Portfolio Date: 3/31/2018



Investment Growth of \$10,000

Time Period: 10/1/2005 to 3/31/2018



*Blended Index Developed and Maintained by TD Ameritrade

Trailing Returns - Investment and Index

	YTD	1 Year	3 Years
TOPS® Aggressive Growth Portfolio II	-0.54	14.02	8.47
TOPS Aggressive Blended Bench	-0.93	13.78	8.27

Risk & Return Since Inception

Calculation Benchmark: US Fund Allocation--85%+ Equity

	Inv	Cat Avg
Return	7.07	6.36
Std Dev Population	20.17	14.19
Downside Deviation	9.50	0.00
Alpha	1.49	0.00
Beta	1.03	1.00
R2	52.88	100.00
Sharpe Ratio (arith)	0.29	0.37
Tracking Error	13.91	0.00

Principal Risk

Performance information reflects past performance and does not guarantee future results. All returns are net of any fees that accrued within the fund, for more information on the fees please visit the fund's web page noted above. Investment return and principal value will fluctuate such that shares, when redeemed, may be worth more or less than their original cost. All returns that exceed 12 months are annualized.

Investment Products: Not FDIC Insured - No Bank Guarantee - May Lose Value

Trustee: TDA7649

Subadvisor



Valmark Advisers, Inc.
Michael McClary
130 Springsdale Drive, Suite 300
Akron, OH 44333
T: 800.765.5201

